



## Futures Market

**Ticker Symbol, Tick Value, and Margin**






# E-Mini Index Markets

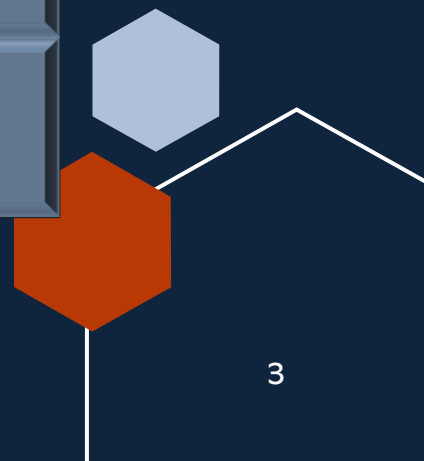
Market	Ticker Symbol	Tick Value	Margin
Nasdaq 100	NQ	\$5.00	\$1000.00
S&P-500	ES	\$12.50	\$500.00
Russell 2000	RTY	\$5.00	\$500.00
Dow Jones	YM	\$5.00	\$500.00



# Micro Index Markets



Market	Ticker Symbol	Tick Value	Margin
Micro Nasdaq 100	MNQ	\$0.50	\$100.00
Micro S&P-500	MES	\$1.25	\$50.00
Micro Russell 2000	M2K	\$0.50	\$50.00
Micro Dow Jones	MYM	\$0.50	\$50.00



# Metal Markets

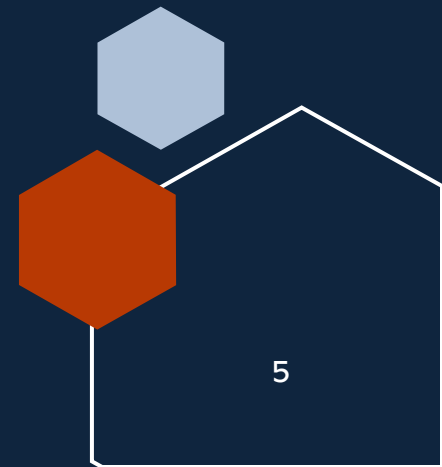
Market	Ticker Symbol	Tick Value	Margin
Gold	GC	\$10.00	\$1000.00
Silver	SI	\$25.00	\$1000.00
Platinum	PL	\$5.00	\$2000.00



# Micro Metal Markets



Market	Ticker Symbol	Tick Value	Margin
Micro Gold	MGC	\$1.00	\$200.00
Micro Silver	SIL	\$5.00	\$500.00





# Energy Markets

Market	Ticker Symbol	Tick Value	Margin
Crude Oil	CL	\$10.00	\$1000.00
Natural Gas	NG	\$10.00	\$1000.00





# Micro Energy Markets

Market	Ticker Symbol	Tick Value	Margin
Micro Crude Oil	MCL	\$1.00	\$100.00
Micro Natural Gas	XW	\$1.25	\$250.00





# Commodities Markets

Market	Ticker Symbol	Tick Value	Margin
Corn	ZC	\$12.50	\$1000.00
Soyabean	ZS	\$12.50	\$1500.00
Wheat	ZW	\$12.50	\$1000.00






# Currencies Markets

Market	Ticker Symbol	Tick Value	Margin
Euro	6E	\$6.25	\$500.00
British Pound	6B	\$6.25	\$500.00
Japanese Yen	6J	\$6.25	\$500.00

# Currencies Markets



Market	Ticker Symbol	Tick Value	Margin
Australian Dollar	6A	\$10.00	\$500.00
Canadian Dollar	6C	\$10.00	\$500.00
New Zealand Dollar	6N	\$10.00	\$1000.00





# Bond Markets

Market	Ticker Symbol	Tick Value	Margin
30-year U.S. Treasury Bond	ZB	\$31.25	\$1000.00
10 Year U.S. Treasury Notes	ZN	\$15.625	\$500.00

